

NAM Multi-Asset Capital Stable Portfolio (GBP)

a Momentum Wealth International platform MPS



November 2025

PLATFORM ACCESS
Momentum Wealth International

Investment Adviser
Newport Asset Management

Investment Category
Cash / Short Term Money Market

Investment Objective
The objective of the portfolio is to provide a cash-enhanced type of return with little risk of drawdown or capital loss. It is suitable for investors that need to generate a modest level of return while holding cash

Risk Profile
LOW - the estimated frequency of an annual negative return being 1 in 10 years

Sector / Peer Group
IA Short Term Money Market

Minimum suggested time frame
5 Years

Underlying Investments
Collective Investment Schemes
Exchange Traded Funds (ETFs)

Number of Holdings
4

Model Management Fee
0% p.a.

Investment Style/Strategy
The portfolio invests (via multiple managers) in high-quality money market securities and bonds issued by government, government-related and corporate entities predominantly in the UK. The combination of short-term debt securities and money-market securities offers the potential for higher yields than those associated with just cash. The securities held in the underlying funds are predominantly rated the equivalent of at least A- (long-term) by Standard & Poor's or equivalent ratings agency

Suitability
The portfolio is designed for investors who...

- Seek capital stability through a portfolio of income producing assets only
- Seek diversification across a number of specialist fund managers
- Seek to protect their capital from inflation with little risk of capital loss

Current Asset Allocation



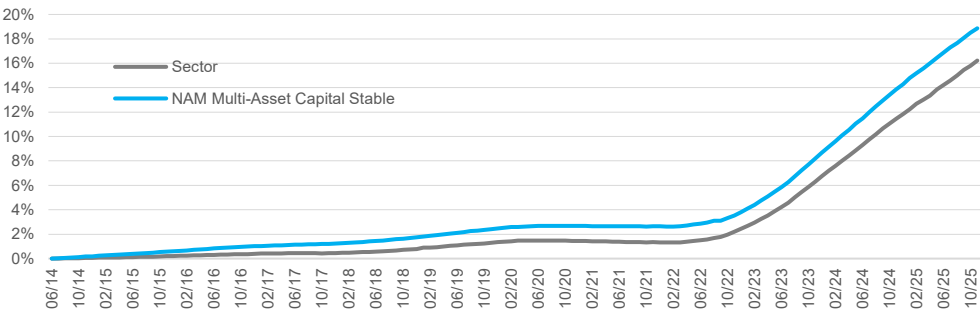
Holding Static Weights

- Goldman Sachs Sterling Liquid Reserves
- State Street Liquidity PLC GBP Liquidity
- JPMorgan Fleming GBP Liquidity Fund
- Schroder SSSF - Sterling Liquidity Plus

Estimated Yield

3.97%

Performance - Cumulative Return*



Performance - % Returns* (to last month end)

	1m	3m	6m	1yr	3yr ann.	5yr ann.
NAM Multi-Asset Capital Stable	0.31%	1.01%	2.08%	4.41%	14.80%	15.77%
IA Short Term Money Market	0.38%	1.05%	2.08%	4.27%	13.74%	14.56%

IA = FE fundinfo's UK Investment Association fund universe

Notes

1. Past performance is not an indication of future performance
2. Returns and holdings will vary between investors given the nature of timing and separate account ownership on the platform
3. Model portfolio gross total returns assume re-investment of all dividends and coupon income, nil entry & exit and do not take taxes into account
4. Returns greater than 12 months are cumulative gross total returns
5. Returns are net of underlying fund fees, but do not take into account any platform fees and management fees levied by NPW or platform

*Commencement of performance data = 30/06/2014. Performance prior to inception is simulated based on the portfolio holdings and % allocations at the time of inception and assumes an annual 30 June re-balance

DISCLAIMER
Neither Newport Private Wealth Pty Ltd ("NPW"), its affiliates nor their content providers guarantee the data and content contained herein to be accurate, complete or timely nor will they have any liability for its use or distribution. The material is not for use within any jurisdiction or by and person where such use would constitute a violation of law or regulation or would subject NPW or its affiliates to any registration or other requirements within such jurisdiction. To the extent that any of the content constitutes advice, it is general advice or 'class service' that has been prepared by NPW without reference to your objectives, financial situation or needs. Past performance does not necessarily indicate a financial product's future performance. To obtain advice tailored to your

NAM Multi-Asset Cautious Portfolio (GBP)

a Momentum Wealth International platform MPS



November 2025

PLATFORM ACCESS
Momentum Wealth International

Investment Adviser
Newport Asset Management

Investment Category
Multi-Asset Cautious

Investment Objective
The objective of the portfolio is to provide a modest level of investment return in the form of capital growth and income with a modest risk of drawdown and low price volatility

Risk Profile
LOW - the estimated frequency of an annual negative return being 1 in 10 years

Sector / Peer Group
IA Mixed Investment 0-35% Shares

Minimum suggested time frame
5 Years

Underlying Investments
Collective Investment Schemes
Exchange Traded Funds (ETFs)

Number of Holdings
8

Model Management Fee
0.50% p.a.

Notes

1. Past performance is not an indication of future performance

2. Returns and holdings will vary between investors given the nature of timing and separate account ownership on the platform

3. Model portfolio gross total returns assume re-investment of all dividends and coupon income, nil entry & exit and do not take taxes into account

4. Returns greater than 12 months are cumulative gross total returns

5. Returns are net of underlying fund fees, but do not take into account any platform fees and management fees levied by NPW or platform

*Commencement of performance data = 30/06/2014. Performance prior to inception is simulated based on the portfolio holdings and % allocations at the time of inception and assumes an annual 30 June re-balance

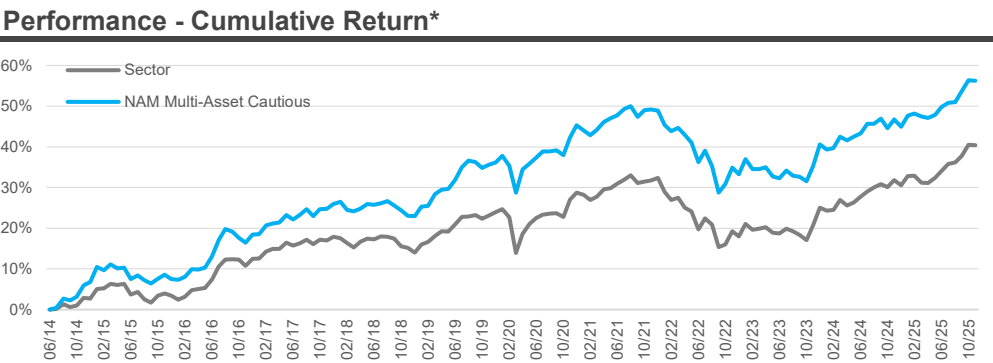

Investment Style/Strategy

The portfolio is built using a core/satellite approach. The core is made up of a multi-asset, multi-manager fund that has a balanced (capital growth & income/yield) risk & return target. The satellite holdings will add either some further growth or defensive allocations depending on the risk profile as well as an allocation to absolute return strategies

Suitability

The portfolio is designed for investors who...

- Seek modest capital growth through more defensive asset classes
- Seek diversification across asset classes and specialist fund managers
- Seek capital growth with reduced drawdown risk & low volatility



Performance - % Returns* (to last month end)

	1m	3m	6m	1yr	3yr ann.	5yr ann.
NAM Multi-Asset Cautious	-0.06%	3.47%	5.72%	6.48%	15.86%	9.78%
IA Mixed Investment 0-35% Shares	-0.04%	3.15%	6.08%	6.54%	17.77%	10.56%

IA = FE fundinfo's UK Investment Association fund universe

DISCLAIMER

Neither Newport Private Wealth Pty Ltd ("NPW"), its affiliates nor their content providers guarantee the data and content contained herein to be accurate, complete or timely nor will they have any liability for its use or distribution. The material is not for use within any jurisdiction or by and person where such use would constitute a violation of law or regulation or would subject NPW or its affiliates to any registration or other requirements within such jurisdiction. To the extent that any of the content constitutes advice, it is general advice or 'class service' that has been prepared by NPW without reference to your objectives, financial situation or needs. Past performance does not necessarily indicate a financial product's future performance. To obtain advice tailored to your

NAM Multi-Asset Balanced Portfolio (GBP)

a Momentum Wealth International platform MPS



November 2025

PLATFORM ACCESS
Momentum Wealth International
Investment Adviser
Newport Asset Management
Investment Category
Multi-Asset Balanced
Investment Objective
The objective of the portfolio is to provide an investment return, predominantly in the form of capital growth (& some income), with a slightly higher risk of drawdown and some price volatility
Risk Profile
MEDIUM - the estimated frequency of an annual negative return being 2 in 10 years
Sector / Peer Group
IA Mixed Investment 20-60% Shares
Minimum suggested time frame
5 Years
Underlying Investments
Collective Investment Schemes Exchange Traded Funds (ETFs)
Number of Holdings
11
Model Management Fee
0.50% p.a.

Notes

1. Past performance is not an indication of future performance
2. Returns and holdings will vary between investors given the nature of timing and separate account ownership on the platform
3. Model portfolio gross total returns assume re-investment of all dividends and coupon income, nil entry & exit and do not take taxes into account
4. Returns greater than 12 months are cumulative gross total returns
5. Returns are net of underlying fund fees, but do not take into account any platform fees and management fees levied by NPW or platform

*Commencement of performance data = 30/06/2014. Performance prior to inception is simulated based on the portfolio holdings and % allocations at the time of inception and assumes an annual 30 June re-balance

Investment Style/Strategy
The portfolio is built using a core/satellite approach. The core is made up of a multi-asset, multi-manager fund that has a Balanced growth & defensive asset allocation and risk/return target. The satellite holdings will add either some further growth or defensive allocations depending on the risk profile as well as an allocation to absolute return strategies

Suitability
The portfolio is designed for investors who...
<ul style="list-style-type: none">• Seek some capital growth through a balance of both growth & defensive assets• Seek diversification across asset classes and specialist fund managers• Seek capital growth with reduced drawdown risk via "liquid alternative" strategies

Current Asset Allocation	Holding Static Weights
	Harmony Sterling Balanced Sanlam AI Global Managed Risk Momentum Global Sustainable Equity Fund Momentum Global Equity Fund Vanguard - Emerging Markets Stock Index Dimensional Global Targeted Value iShares GBP Index-Linked Gilts UCITS ETF iShares \$ Treasury Bond 20+yr (Hedged) Invesco Sterling Bond Schroder Sterling Corporate Bond Fund LF Ruffer - Total Return Bowmoor Global Alpha Jupiter Merian Global Equity Absolute Return

Performance - Cumulative Return*

The chart displays the cumulative return of two investment strategies from June 2014 to October 2025. The 'Sector' (grey line) shows a steady, linear growth, reaching approximately 65% by the end of the period. The 'NAM Multi-Asset Balanced' (cyan line) exhibits more volatility but significantly outperforms the sector, ending at nearly 100%.

Date	Sector	NAM Multi-Asset Balanced
06/14	0	0
06/15	5	10
06/16	10	20
06/17	15	25
06/18	20	35
06/19	25	45
06/20	30	55
06/21	35	65
06/22	40	75
06/23	45	85
06/24	50	90
06/25	55	95
10/25	65	100

Performance - % Returns* (to last month end)

	1m	3m	6m	1yr	3yr ann.	5yr ann.
NAM Multi-Asset Balanced	-0.21%	4.61%	8.65%	8.01%	20.32%	27.99%
IA Mixed Investment 20-60% Shares	-0.16%	3.85%	7.77%	8.56%	23.13%	22.97%

IA = FE fundinfo's UK Investment Association fund universe

DISCLAIMER

Neither Newport Private Wealth Pty Ltd ("NPW"), its affiliates nor their content providers guarantee the data and content contained herein to be accurate, complete or timely nor will they have any liability for its use or distribution. The material is not for use within any jurisdiction or by and person where such use would constitute a violation of law or regulation or would subject NPW or its affiliates to any registration or other requirements within such jurisdiction. To the extent that any of the content constitutes advice, it is general advice or 'class service' that has been prepared by NPW without reference to your objectives, financial situation or needs. Past performance does not necessarily indicate a financial product's future performance. To obtain advice tailored to your

NAM Multi-Asset Growth Portfolio (GBP)

a Momentum Wealth International platform MPS



November 2025

PLATFORM ACCESS
Momentum Wealth International

Investment Adviser
Newport Asset Management

Investment Category
Multi-Asset Growth

Investment Objective
The objective of the portfolio is to provide an investment return predominantly in the form of capital growth. It is suitable for investors who seek a high return on investment and can tolerate a higher level of drawdown risk & volatility

Risk Profile
HIGH - the estimated frequency of an annual negative return being 3 in 10 years

Sector / Peer Group
IA Mixed Investment 40-85% Shares

Minimum suggested time frame
5 Years

Underlying Investments
Collective Investment Schemes
Exchange Traded Funds (ETFs)

Number of Holdings
11

Model Management Fee
0.50% p.a.

Notes

1. Past performance is not an indication of future performance

2. Returns and holdings will vary between investors given the nature of timing and separate account ownership on the platform

3. Model portfolio gross total returns assume re-investment of all dividends and coupon income, nil entry & exit and do not take taxes into account

4. Returns greater than 12 months are cumulative gross total returns

5. Returns are net of underlying fund fees, but do not take into account any platform fees and management fees levied by NPW or platform

*Commencement of performance data = 30/06/2014. Performance prior to inception is simulated based on the portfolio holdings and % allocations at the time of inception and assumes an annual 30 June re-balance

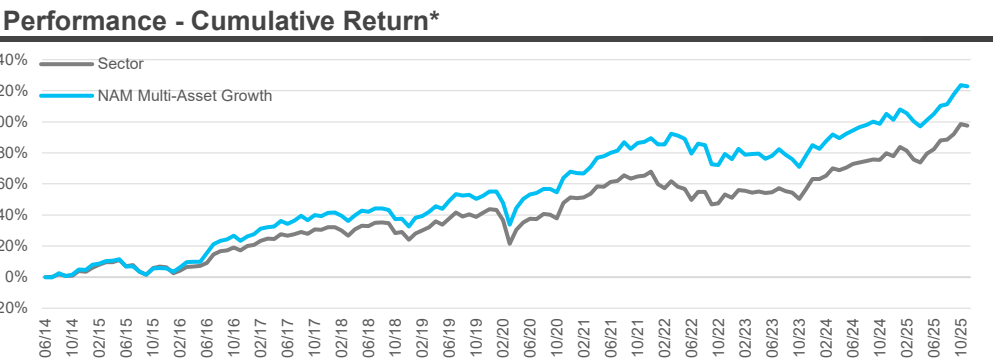
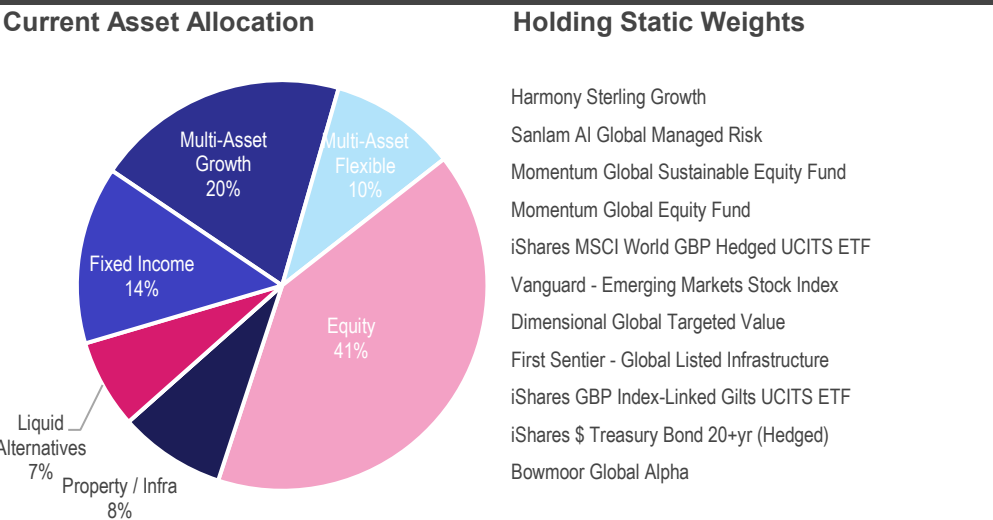
Investment Style/Strategy

The portfolio is built using a core/satellite approach. The core is made up of a multi-asset, multi-manager fund that has a Growth asset allocation and risk/return target. The satellite holdings will add either some further growth or defensive allocations depending on the risk profile as well as an allocation to absolute return strategies

Suitability

The portfolio is designed for investors who...

- Seek a higher rate of capital growth through a portfolio of mostly growth assets
- Seek some diversification across asset classes and specialist fund managers
- Seek capital growth with reduced drawdown risk via "liquid alternative" strategies



	1m	3m	6m	1yr	3yr ann.	5yr ann.
NAM Multi-Asset Growth	-0.37%	5.47%	10.79%	8.58%	24.22%	35.99%
IA Mixed Investment 40-85% Shares	-0.51%	4.81%	10.08%	9.86%	28.99%	33.75%

IA = FE fundinfo's UK Investment Association fund universe

DISCLAIMER

Neither Newport Private Wealth Pty Ltd ("NPW"), its affiliates nor their content providers guarantee the data and content contained herein to be accurate, complete or timely nor will they have any liability for its use or distribution. The material is not for use within any jurisdiction or by and person where such use would constitute a violation of law or regulation or would subject NPW or its affiliates to any registration or other requirements within such jurisdiction. To the extent that any of the content constitutes advice, it is general advice or 'class service' that has been prepared by NPW without reference to your objectives, financial situation or needs. Past performance does not necessarily indicate a financial product's future performance. To obtain advice tailored to your