

# NAM Multi-Asset Capital Stable Portfolio (GBP)

a Momentum Wealth International platform MPS



October 2024

## PLATFORM ACCESS

Momentum Wealth International

## Investment Adviser

Newport Asset Management

## Investment Category

Cash / Short Term Money Market

## Investment Objective

The objective of the portfolio is to provide a cash-enhanced type of return with little risk of drawdown or capital loss. It is suitable for investors that need to generate a modest level of return while holding cash

## Risk Profile

LOW - the estimated frequency of an annual negative return being 1 in 10 years

## Sector / Peer Group

IA Short Term Money Market

## Minimum suggested time frame

5 Years

## Underlying Investments

Collective Investment Schemes  
Exchange Traded Funds (ETFs)

## Number of Holdings

4

## Model Management Fee

0% p.a.

### Notes

- Past performance is not an indication of future performance
  - Returns and holdings will vary between investors given the nature of timing and separate account ownership on the platform
  - Model portfolio gross total returns assume re-investment of all dividends and coupon income, nil entry & exit and do not take taxes into account
  - Returns greater than 12 months are cumulative gross total returns
  - Returns are net of underlying fund fees, but do not take into account any platform fees and management fees levied by NPW or platform
- \*Commencement of performance data = 30/06/2014. Performance prior to inception is simulated based on the portfolio holdings and % allocations at the time of inception and assumes an annual 30 June re-balance

## Investment Style/Strategy

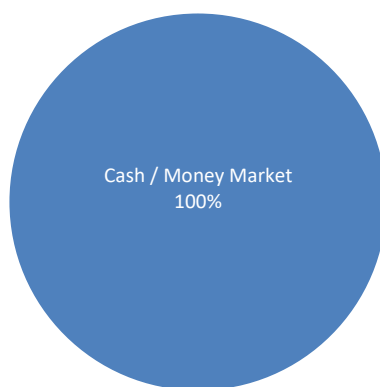
The portfolio invests (via multiple managers) in high-quality money market securities and bonds issued by government, government-related and corporate entities predominantly in the UK. The combination of short-term debt securities and money-market securities offers the potential for higher yields than those associated with just cash. The securities held in the underlying funds are predominantly rated the equivalent of at least A- (long-term) by Standard & Poor's or equivalent ratings agency

## Suitability

The portfolio is designed for investors who...

- Seek capital stability through a portfolio of income producing assets only
- Seek diversification across a number of specialist fund managers
- Seek to protect their capital from inflation with little risk of capital loss

## Current Asset Allocation



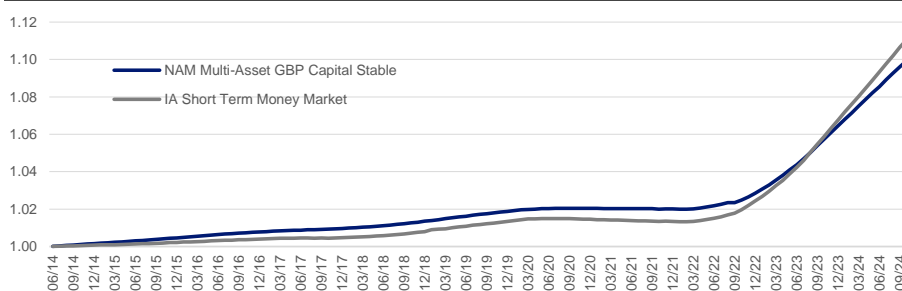
## Holding Static Weights

Goldman Sachs Sterling Liquid Reserves	25.00%
State Street Liquidity PLC GBP Liquidity	25.00%
JPMorgan Fleming GBP Liquidity Fund	25.00%
Schroder SSSF - Sterling Liquidity Plus	25.00%
<b>Total</b>	<b>100%</b>

## Estimated Yield

3.97%

## Performance - Cumulative Return\*



## Performance - % Returns\* (to last month end)

	1m	3m	6m	1yr	3yr	5yr
<b>NAM Multi-Asset Capital Stable</b>	<b>0.31</b>	<b>0.94</b>	<b>1.94</b>	<b>3.97</b>	<b>7.79</b>	<b>8.00</b>
IA Short Term Money Market	0.41	1.26	2.60	5.35	10.77	11.30

IA = FE fundinfo's UK Investment Association fund universe

## DISCLAIMER

Newport Private Wealth Pty Ltd ("NPW"), its affiliates nor their content providers guarantee the data and content contained herein to be accurate, complete or timely nor will they have any liability for its use or distribution. The material is not for use within any jurisdiction or by and person where such use would constitute a violation of law or regulation or would subject NPW or its affiliates to any registration or other requirements within such jurisdiction. To the extent that any of the content constitutes advice, it is general advice or 'class service' that has been prepared by NPW without reference to your objectives, financial situation or needs. Past performance does not necessarily indicate a financial product's future performance. To obtain advice tailored to your situation, contact a professional financial adviser.

# NAM Multi-Asset Cautious Portfolio (GBP)

a Momentum Wealth International platform MPS



October 2024

## PLATFORM ACCESS

Momentum Wealth International

## Investment Adviser

Newport Asset Management

## Investment Category

Multi-Asset Cautious

## Investment Objective

The objective of the portfolio is to provide a modest level of investment return in the form of capital growth and income with a modest risk of drawdown and low price volatility

## Risk Profile

LOW - the estimated frequency of an annual negative return being 1 in 10 years

## Sector / Peer Group

IA Mixed Investment 0-35% Shares

## Minimum suggested time frame

5 Years

## Underlying Investments

Collective Investment Schemes  
Exchange Traded Funds (ETFs)

## Number of Holdings

8

## Model Management Fee

0.50% p.a.

### Notes

- Past performance is not an indication of future performance
- Returns and holdings will vary between investors given the nature of timing and separate account ownership on the platform
- Model portfolio gross total returns assume re-investment of all dividends and coupon income, nil entry & exit and do not take taxes into account
- Returns greater than 12 months are cumulative gross total returns
- Returns are net of underlying fund fees, but do not take into account any platform fees and management fees levied by NPW or platform

\*Commencement of performance data = 30/06/2014. Performance prior to inception is simulated based on the portfolio holdings and % allocations at the time of inception and assumes an annual 30 June re-balance

## Investment Style/Strategy

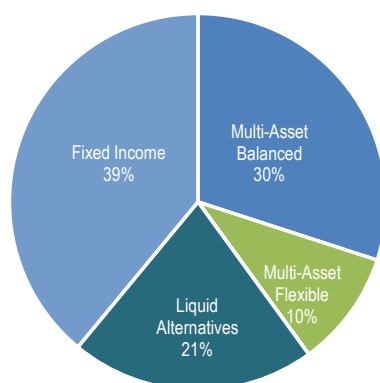
The portfolio is built using a core/satellite approach. The core is made up of a multi-asset, multi-manager fund that has a balanced (capital growth & income/yield) risk & return target. The satellite holdings will add either some further growth or defensive allocations depending on the risk profile as well as an allocation to absolute return strategies

## Suitability

The portfolio is designed for investors who...

- Seek modest capital growth through more defensive asset classes
- Seek diversification across asset classes and specialist fund managers
- Seek capital growth with reduced drawdown risk & low volatility

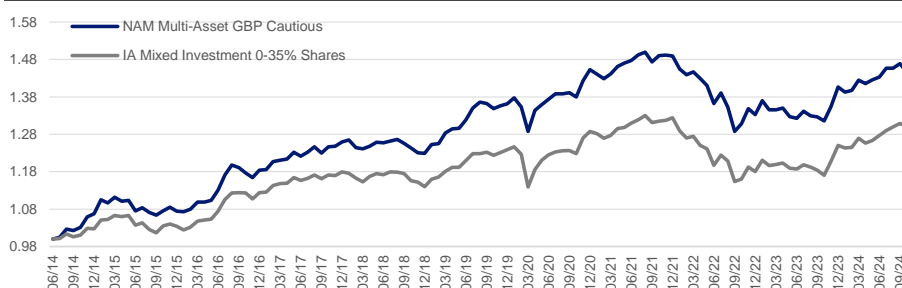
## Current Asset Allocation



## Holding Static Weights

Harmony Sterling Balanced	30.00%
Sanlam AI Global Managed Risk	10.00%
iShares Core UK Gilts UCITS ETF	9.00%
iShares \$ Treasury Bond 20+yr (Hedged)	9.00%
iShares Core GBP Corporate Bond UCITS ETF	6.00%
Invesco Sterling Bond	9.00%
Schroder Sterling Corporate Bond Fund	6.00%
LF Ruffer - Total Return	9.00%
Bowmoor Global Alpha	6.00%
Jupiter Merian Global Equity Absolute Return	6.00%

## Performance - Cumulative Return\*



## Performance - % Returns\* (to last month end)

	1m	3m	6m	1yr	3yr	5yr
NAM Multi-Asset Cautious	-1.60	-0.77	2.11	9.88	-2.97	7.21
IA Mixed Investment 0-35% Shares	-0.61	0.84	3.54	11.11	-1.09	6.30

IA = FE fundinfo's UK Investment Association fund universe

## DISCLAIMER

Newport Private Wealth Pty Ltd ("NPW"), its affiliates nor their content providers guarantee the data and content contained herein to be accurate, complete or timely nor will they have any liability for its use or distribution. The material is not for use within any jurisdiction or by and person where such use would constitute a violation of law or regulation or would subject NPW or its affiliates to any registration or other requirements within such jurisdiction. To the extent that any of the content constitutes advice, it is general advice or 'class service' that has been prepared by NPW without reference to your objectives, financial situation or needs. Past performance does not necessarily indicate a financial product's future performance. To obtain advice tailored to your situation, contact a professional financial adviser.

# NAM Multi-Asset Balanced Portfolio (GBP)

a Momentum Wealth International platform MPS



October 2024

## PLATFORM ACCESS

Momentum Wealth International

## Investment Adviser

Newport Asset Management

## Investment Category

Multi-Asset Balanced

## Investment Objective

The objective of the portfolio is to provide an investment return, predominantly in the form of capital growth (& some income), with a slightly higher risk of drawdown and some price volatility

## Risk Profile

MEDIUM - the estimated frequency of an annual negative return being 2 in 10 years

## Sector / Peer Group

IA Mixed Investment 20-60% Shares

## Minimum suggested time frame

5 Years

## Underlying Investments

Collective Investment Schemes  
Exchange Traded Funds (ETFs)

## Number of Holdings

11

## Model Management Fee

0.50% p.a.

### Notes

- Past performance is not an indication of future performance
- Returns and holdings will vary between investors given the nature of timing and separate account ownership on the platform
- Model portfolio gross total returns assume re-investment of all dividends and coupon income, nil entry & exit and do not take taxes into account
- Returns greater than 12 months are cumulative gross total returns
- Returns are net of underlying fund fees, but do not take into account any platform fees and management fees levied by NPW or platform

\*Commencement of performance data = 30/06/2014. Performance prior to inception is simulated based on the portfolio holdings and % allocations at the time of inception and assumes an annual 30 June re-balance

## DISCLAIMER

Newport Private Wealth Pty Ltd ("NPW"), its affiliates nor their content providers guarantee the data and content contained herein to be accurate, complete or timely nor will they have any liability for its use or distribution. The material is not for use within any jurisdiction or by and person where such use would constitute a violation of law or regulation or would subject NPW or its affiliates to any registration or other requirements within such jurisdiction. To the extent that any of the content constitutes advice, it is general advice or 'class service' that has been prepared by NPW without reference to your objectives, financial situation or needs. Past performance does not necessarily indicate a financial product's future performance. To obtain advice tailored to your situation, contact a professional financial adviser.

## Investment Style/Strategy

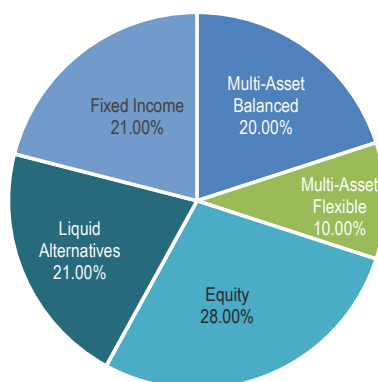
The portfolio is built using a core/satellite approach. The core is made up of a multi-asset, multi-manager fund that has a Balanced growth & defensive asset allocation and risk/return target. The satellite holdings will add either some further growth or defensive allocations depending on the risk profile as well as an allocation to absolute return strategies

## Suitability

The portfolio is designed for investors who...

- Seek some capital growth through a balance of both growth & defensive assets
- Seek diversification across asset classes and specialist fund managers
- Seek capital growth with reduced drawdown risk via "liquid alternative" strategies

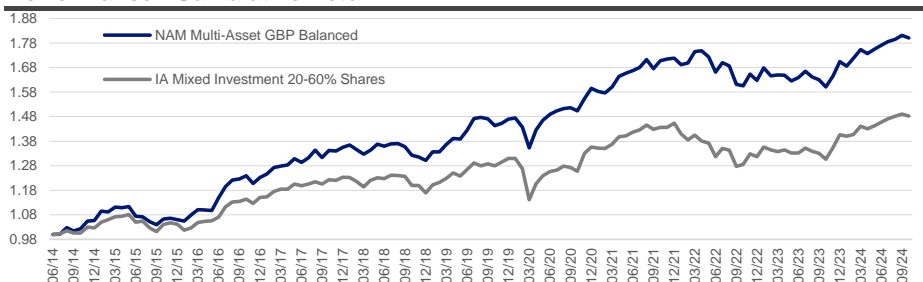
## Current Asset Allocation



## Holding Static Weights

Harmony Sterling Balanced	20.00%
Sanlam AI Global Managed Risk	10.00%
Momentum Global Sustainable Equity Fund	7.00%
Momentum Global Equity Fund	7.00%
Vanguard - Emerging Markets Stock Index	7.00%
Dimensional Global Targeted Value	7.00%
iShares GBP Index-Linked Gilts UCITS ETF	5.25%
iShares \$ Treasury Bond 20+yr (Hedged)	5.25%
Invesco Sterling Bond	5.25%
Schroder Sterling Corporate Bond Fund	5.25%
LF Ruffer - Total Return	7.00%
Bowmoor Global Alpha	7.00%
Jupiter Merian Global Equity Absolute Return	7.00%

## Performance - Cumulative Return\*



## Performance - % Returns\* (to last month end)

	1m	3m	6m	1yr	3yr	5yr
NAM Multi-Asset Balanced	-0.56	0.87	3.69	12.50	5.46	24.80
IA Mixed Investment 20-60% Shares	-0.51	0.76	3.65	13.49	3.27	15.92

IA = FE fundinfo's UK Investment Association fund universe

# NAM Multi-Asset Growth Portfolio (GBP)

a Momentum Wealth International platform MPS



October 2024

## PLATFORM ACCESS

Momentum Wealth International

## Investment Adviser

Newport Asset Management

## Investment Category

Multi-Asset Growth

## Investment Objective

The objective of the portfolio is to provide an investment return predominantly in the form of capital growth. It is suitable for investors who seek a high return on investment and can tolerate a higher level of drawdown risk & volatility

## Risk Profile

HIGH - the estimated frequency of an annual negative return being 3 in 10 years

## Sector / Peer Group

IA Mixed Investment 40-85% Shares

## Minimum suggested time frame

5 Years

## Underlying Investments

Collective Investment Schemes  
Exchange Traded Funds (ETFs)

## Number of Holdings

11

## Model Management Fee

0.50% p.a.

### Notes

- Past performance is not an indication of future performance
- Returns and holdings will vary between investors given the nature of timing and separate account ownership on the platform
- Model portfolio gross total returns assume re-investment of all dividends and coupon income, nil entry & exit and do not take taxes into account
- Returns greater than 12 months are cumulative gross total returns
- Returns are net of underlying fund fees, but do not take into account any platform fees and management fees levied by NPW or platform

\*Commencement of performance data = 30/06/2014. Performance prior to inception is simulated based on the portfolio holdings and % allocations at the time of inception and assumes an annual 30 June re-balance

## Investment Style/Strategy

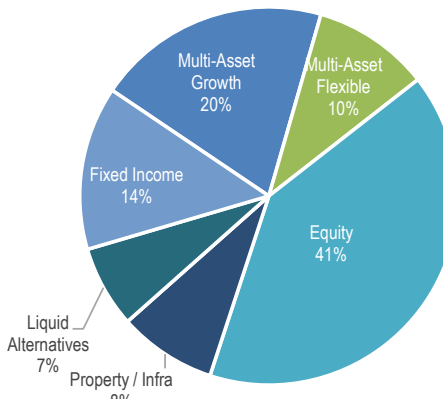
The portfolio is built using a core/satellite approach. The core is made up of a multi-asset, multi-manager fund that has a Growth asset allocation and risk/return target. The satellite holdings will add either some further growth or defensive allocations depending on the risk profile as well as an allocation to absolute return strategies

## Suitability

The portfolio is designed for investors who...

- Seek a higher rate of capital growth through a portfolio of mostly growth assets
- Seek some diversification across asset classes and specialist fund managers
- Seek capital growth with reduced drawdown risk via "liquid alternative" strategies

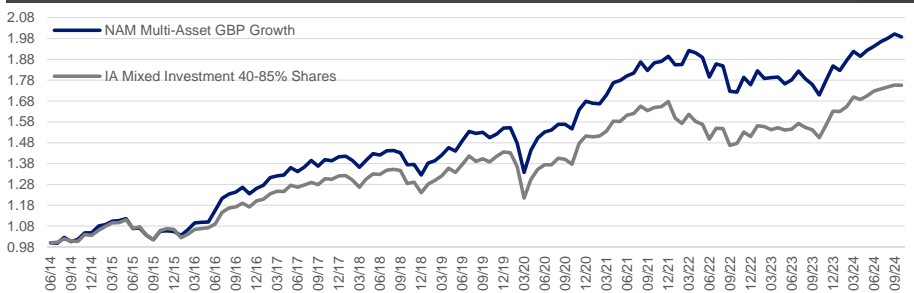
## Current Asset Allocation



## Holding Static Weights

Harmony Sterling Growth	20.00%
Sanlam AI Global Managed Risk	10.00%
Momentum Global Sustainable Equity Fund	7.00%
Momentum Global Equity Fund	7.00%
iShares MSCI World GBP Hedged UCITS ETF	8.40%
Vanguard - Emerging Markets Stock Index	9.10%
Dimensional Global Targeted Value	9.10%
First Sentier - Global Listed Infrastructure	8.40%
iShares GBP Index-Linked Gilts UCITS ETF	7.00%
iShares \$ Treasury Bond 20+yr (Hedged)	7.00%
Bowmoor Global Alpha	7.00%

## Performance - Cumulative Return\*



## Performance - % Returns\* (to last month end)

	1m	3m	6m	1yr	3yr	5yr
NAM Multi-Asset Growth	-0.72	1.14	4.84	16.25	6.65	32.09
IA Mixed Investment 40-85% Shares	-0.07	0.97	4.00	16.74	6.45	26.43

IA = FE fundinfo's UK Investment Association fund universe

## DISCLAIMER

Newport Private Wealth Pty Ltd ("NPW"), its affiliates nor their content providers guarantee the data and content contained herein to be accurate, complete or timely nor will they have any liability for its use or distribution. The material is not for use within any jurisdiction or by and person where such use would constitute a violation of law or regulation or would subject NPW or its affiliates to any registration or other requirements within such jurisdiction. To the extent that any of the content constitutes advice, it is general advice or 'class service' that has been prepared by NPW without reference to your objectives, financial situation or needs. Past performance does not necessarily indicate a financial product's future performance. To obtain advice tailored to your situation, contact a professional financial adviser.

<b>Equities</b>	<b>Curr</b>	<b>Oct-24</b>	<b>3m</b>	<b>6m</b>	<b>1yr</b>	<b>3yr Ann.</b>	<b>5yr Ann.</b>
MSCI World	Local	-0.90%	+2.54%	+10.68%	+33.32%	+8.13%	+13.12%
S&P 500	USD	-0.91%	+3.66%	+14.08%	+38.02%	+9.08%	+15.27%
FTSE All Share	GBP	-1.64%	-2.47%	+1.81%	+16.30%	+6.18%	+5.69%
MSCI Europe ex UK	Local	-3.23%	-2.24%	+0.41%	+19.70%	+4.67%	+8.08%
Nikkei 225	JPY	+3.07%	+0.53%	+2.47%	+28.47%	+12.40%	
S&P ASX 200	AUD	-1.31%	+2.10%	+8.44%	+24.89%	+8.01%	+8.17%
Hong Kong Hang Seng	HKD	-3.84%	+18.20%	+18.66%	+24.28%	-3.52%	-2.14%
MSCI Emerging Markets	Local	-2.75%	+3.14%	+8.88%	+26.52%	+2.02%	+6.59%
MSCI EM Europe	Local	-5.54%	-9.24%	-5.89%	+19.12%	-14.95%	-3.92%
MSCI EM Asia	Local	-3.05%	+3.91%	+10.57%	+29.06%	+2.11%	+7.28%
<b>Property (equities)</b>							
EPRA/NAREIT United Kingdom	GBP	-7.67%	-5.43%	+0.93%	+18.20%	-8.24%	-3.50%
<b>Fixed Income</b>							
ICE BofA UK Gilts	GBP	-2.49%	-1.92%	+1.86%	+5.45%	-8.37%	-5.07%
ICE BofA Sterling Corporate	GBP	-1.50%	-0.91%	+2.87%	+9.76%	-3.88%	-1.26%
<b>Sterling Gilt Yields</b>							
		<b>Date</b>	<b>Last</b>	<b>1m change</b>	<b>1yr change</b>		
Yield - UK Government 2 Year	GBP	12/11/2024	4.42%	0.2400%	-0.2320%		
Yield - UK Government 10 Year	GBP	12/11/2024	4.43%	0.1850%	0.1910%		
Yield - UK Government 30 Year	GBP	12/11/2024	4.93%	0.1510%	0.1940%		
<b>Commodities</b>							
S&P GSCI Agricultural (TR)	USD	-3.64%	+5.27%	-4.72%	-7.12%	0.00%	+7.91%
S&P GSCI Energy (TR)	USD	+1.46%	-7.30%	-10.21%	-7.40%	+8.57%	+5.96%
S&P GSCI Industrial Metals (TR)	USD	-2.62%	+6.83%	-4.09%	+12.97%	-0.56%	+7.32%
S&P GSCI Precious Metals(TR)	USD	+3.86%	+12.61%	+19.34%	+37.40%	+14.41%	+11.43%

**DISCLAIMER**

Neither Newport Private Wealth Pty Ltd ("NPW"), its affiliates nor their content providers guarantee the data and content contained herein to be accurate, complete or timely nor will they have any liability for its use or distribution. The material is not for use within any jurisdiction or by and person where such use would constitute a violation of law or regulation or would subject NPW or its affiliates to any registration or other requirements within such jurisdiction. To the extent that any of the content constitutes advice, it is general advice or 'class service' that has been prepared by NPW without reference to your objectives, financial situation or needs. Past performance does not necessarily indicate a financial product's future performance. To obtain advice tailored to your situation, contact a professional financial adviser.