NAM Multi-Asset Capital Stable Portfolio (GBP)

a Momentum Wealth International platform MPS

NEWPORT

October 2025

PLATFORM ACCESS
Momentum Wealth International

Investment Adviser
Newport Asset Management

Investment Category
Cash / Short Term Money Market

Investment Objective
The objective of the portfolio is to provide a cash-enhanced type of return with little risk of drawdown or capital loss. It is suitable for investors that need to generate a modest level of return while holding cash

Risk Profile
LOW - the estimated frequency of an annual negative return being 1 in 10 years

Sector / Peer Group
IA Short Term Money Market

Minimum suggested time frame
5 Years

Underlying Investments
Collective Investment Schemes
Exchange Traded Funds (ETFs)

Number of Holdings
4

Model Management Fee
0% p.a.

Notes
1. Past performance is not an indication of future performance
2. Returns and holdings will vary between investors given the nature of timing and separate account ownership on the platform
3. Model portfolio gross total returns assume re-investment of all dividends and coupon income, nil entry & exit and do not take taxes into account
4. Returns greater than 12 months are cumulative gross total returns
5. Returns are net of underlying fund fees, but do not take into account any platform fees and management fees levied by NPW or platform
*Commencement of performance data = 30/06/2014. Performance prior to inception is simulated based on the portfolio holdings and % allocations at the time of inception and assumes an annual 30 June re-balance

Investment Style/Strategy
The portfolio invests (via multiple managers) in high-quality money market securities and bonds issued by government, government-related and corporate entities predominantly in the UK. The combination of short-term debt securities and money-market securities offers the potential for higher yields than those associated with just cash. The securities held in the underlying funds are predominantly rated the equivalent of at least A- (long-term) by Standard & Poor's or equivalent ratings agency

Suitability
The portfolio is designed for investors who…
- Seek capital stability through a portfolio of income producing assets only
- Seek diversification across a number of specialist fund managers
- Seek to protect their capital from inflation with little risk of capital loss

Current Asset Allocation

Holding Static Weights

Goldman Sachs Sterling Liquid Reserves
State Street Liquidity PLC GBP Liquidity
JPMorgan Fleming GBP Liquidity Fund
Schroder SSSF - Sterling Liquidity Plus

Estimated Yield
3.97%

Performance - Cumulative Return*

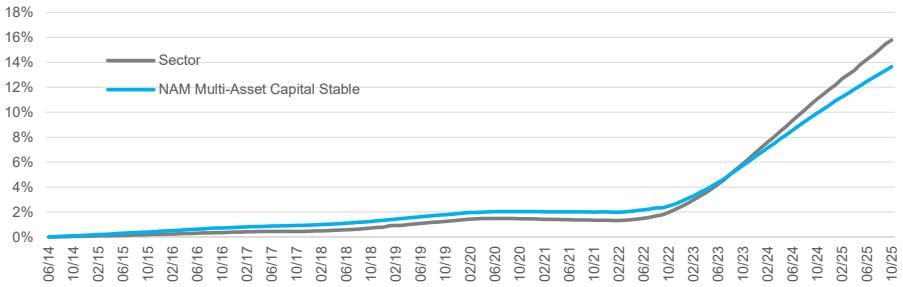

Performance - % Returns* (to last month end)

	1m	3m	6m	1yr	3yr ann.	5yr ann.
NAM Multi-Asset Capital Stable	**0.27%**	**0.78%**	**1.62%**	**3.38%**	**10.91%**	**11.39%**
IA Short Term Money Market	0.27%	1.04%	2.15%	4.25%	13.56%	14.11%

IA = FE fundinfo's UK Investment Association fund universe

DISCLAIMER
Neither Newport Private Wealth Pty Ltd ("NPW"), its affiliates nor their content providers guarantee the data and content contained herein to be accurate, complete or timely nor will they have any liability for its use or distribution. The material is not for use within any jurisdiction or by and person where such use would constitute a violation of law or regulation or would subject NPW or its affiliates to any registration or other requirements within such jurisdiction. To the extent that any of the content constitutes advice, it is general advice or 'class service' that has been prepared by NPW without reference to your objectives, financial situation or needs. Past performance does not necessarily indicate a financial product's future performance. To obtain advice tailored to your situation, contact a professional financial adviser.

NAM Multi-Asset Cautious Portfolio (GBP)

a Momentum Wealth International platform MPS

October 2025

NEWPORT

PLATFORM ACCESS
Momentum Wealth International

Investment Adviser
Newport Asset Management

Investment Category
Multi-Asset Cautious

Investment Objective
The objective of the portfolio is to provide a modest level of investment return in the form of capital growth and income with a modest risk of drawdown and low price volatility

Risk Profile
LOW - the estimated frequency of an annual negative return being 1 in 10 years

Sector / Peer Group
IA Mixed Investment 0-35% Shares

Minimum suggested time frame
5 Years

Underlying Investments
Collective Investment Schemes
Exchange Traded Funds (ETFs)

Number of Holdings
8

Model Management Fee
0.50% p.a.

Notes
1. Past performance is not an indication of future performance
2. Returns and holdings will vary between investors given the nature of timing and separate account ownership on the platform
3. Model portfolio gross total returns assume re-investment of all dividends and coupon income, nil entry & exit and do not take taxes into account
4. Returns greater than 12 months are cumulative gross total returns
5. Returns are net of underlying fund fees, but do not take into account any platform fees and management fees levied by NPW or platform
*Commencement of performance data = 30/06/2014. Performance prior to inception is simulated based on the portfolio holdings and % allocations at the time of inception and assumes an annual 30 June re-balance

Investment Style/Strategy
The portfolio is built using a core/satellite approach. The core is made up of a multi-asset, multi-manager fund that has a balanced (capital growth & income/yield) risk & return target. The satellite holdings will add either some further growth or defensive allocations depending on the risk profile as well as an allocation to absolute return strategies

Suitability
The portfolio is designed for investors who…
- Seek modest capital growth through more defensive asset classes
- Seek diversification across asset classes and specialist fund managers
- Seek capital growth with reduced drawdown risk & low volatility

Current Asset Allocation

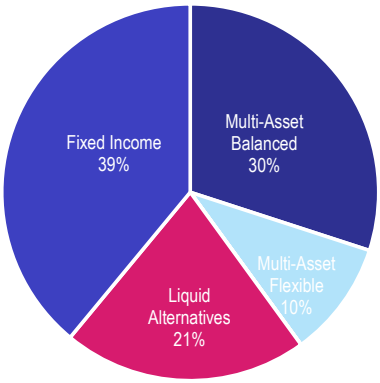

Holding Static Weights

Harmony Sterling Balanced
Sanlam AI Global Managed Risk
iShares Core UK Gilts UCITS ETF
iShares $ Treasury Bond 20+yr (Hedged)
iShares Core GBP Corporate Bond UCITS ETF
Invesco Sterling Bond
Schroder Sterling Corporate Bond Fund
LF Ruffer - Total Return
Bowmoor Global Alpha
Jupiter Merian Global Equity Absolute Return

Performance - Cumulative Return*

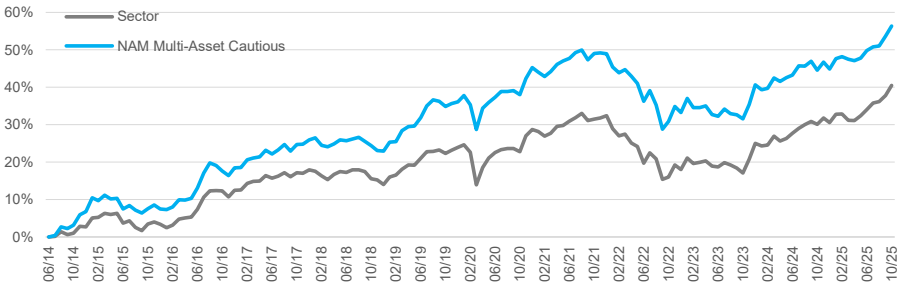

Performance - % Returns* (to last month end)

	1m	3m	6m	1yr	3yr ann.	5yr ann.
NAM Multi-Asset Cautious	**1.75%**	**3.68%**	**6.28%**	**8.15%**	**19.51%**	**13.29%**
IA Mixed Investment 0-35% Shares	1.94%	3.45%	7.18%	8.02%	21.07%	14.41%

IA = FE fundinfo's UK Investment Association fund universe

DISCLAIMER
Neither Newport Private Wealth Pty Ltd ("NPW"), its affiliates nor their content providers guarantee the data and content contained herein to be accurate, complete or timely nor will they have any liability for its use or distribution. The material is not for use within any jurisdiction or by and person where such use would constitute a violation of law or regulation or would subject NPW or its affiliates to any registration or other requirements within such jurisdiction. To the extent that any of the content constitutes advice, it is general advice or 'class service' that has been prepared by NPW without reference to your objectives, financial situation or needs. Past performance does not necessarily indicate a financial product's future performance. To obtain advice tailored to your situation, contact a professional financial adviser.

© Newport Private Wealth Pty Ltd (t/a Newport Asset Management) newportam.com
ABN 16166931960 AFSL 451820

NAM Multi-Asset Balanced Portfolio (GBP)

a Momentum Wealth International platform MPS

NEWPORT

October 2025

PLATFORM ACCESS
Momentum Wealth International

Investment Adviser
Newport Asset Management

Investment Category
Multi-Asset Balanced

Investment Objective
The objective of the portfolio is to provide an investment return, predominantly in the form of capital growth (& some income), with a slightly higher risk of drawdown and some price volatility

Risk Profile
MEDIUM - the estimated frequency of an annual negative return being 2 in 10 years

Sector / Peer Group
IA Mixed Investment 20-60% Shares

Minimum suggested time frame
5 Years

Underlying Investments
Collective Investment Schemes
Exchange Traded Funds (ETFs)

Number of Holdings
11

Model Management Fee
0.50% p.a.

Notes
1. Past performance is not an indication of future performance
2. Returns and holdings will vary between investors given the nature of timing and separate account ownership on the platform
3. Model portfolio gross total returns assume re-investment of all dividends and coupon income, nil entry & exit and do not take taxes into account
4. Returns greater than 12 months are cumulative gross total returns
5. Returns are net of underlying fund fees, but do not take into account any platform fees and management fees levied by NPW or platform
*Commencement of performance data = 30/06/2014. Performance prior to inception is simulated based on the portfolio holdings and % allocations at the time of inception and assumes an annual 30 June re-balance

Investment Style/Strategy
The portfolio is built using a core/satellite approach. The core is made up of a multi-asset, multi-manager fund that has a Balanced growth & defensive asset allocation and risk/return target. The satellite holdings will add either some further growth or defensive allocations depending on the risk profile as well as an allocation to absolute return strategies

Suitability
The portfolio is designed for investors who…
- Seek some capital growth through a balance of both growth & defensive assets
- Seek diversification across asset classes and specialist fund managers
- Seek capital growth with reduced drawdown risk via "liquid alternative" strategies

Current Asset Allocation

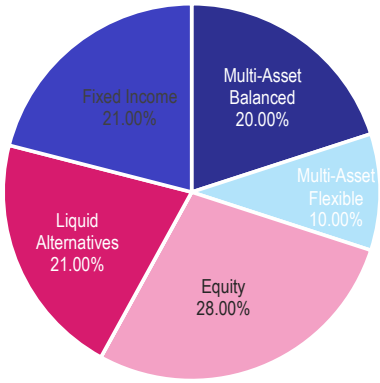

Holding Static Weights

Harmony Sterling Balanced
Sanlam AI Global Managed Risk
Momentum Global Sustainable Equity Fund
Momentum Global Equity Fund
Vanguard - Emerging Markets Stock Index
Dimensional Global Targeted Value
iShares GBP Index-Linked Gilts UCITS ETF
iShares $ Treasury Bond 20+yr (Hedged)
Invesco Sterling Bond
Schroder Sterling Corporate Bond Fund
LF Ruffer - Total Return
Bowmoor Global Alpha
Jupiter Merian Global Equity Absolute Return

Performance - Cumulative Return*

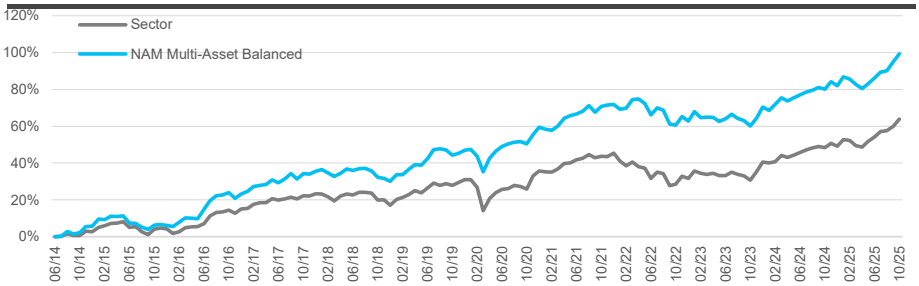

Performance - % Returns* (to last month end)

	1m	3m	6m	1yr	3yr ann.	5yr ann.
NAM Multi-Asset Balanced	**2.23%**	**5.22%**	**10.50%**	**10.66%**	**24.09%**	**32.52%**
IA Mixed Investment 20-60% Shares	2.46%	4.31%	10.17%	10.51%	27.51%	30.24%

IA = FE fundinfo's UK Investment Association fund universe

DISCLAIMER
Neither Newport Private Wealth Pty Ltd ("NPW"), its affiliates nor their content providers guarantee the data and content contained herein to be accurate, complete or timely nor will they have any liability for its use or distribution. The material is not for use within any jurisdiction or by and person where such use would constitute a violation of law or regulation or would subject NPW or its affiliates to any registration or other requirements within such jurisdiction. To the extent that any of the content constitutes advice, it is general advice or 'class service' that has been prepared by NPW without reference to your objectives, financial situation or needs. Past performance does not necessarily indicate a financial product's future performance. To obtain advice tailored to your situation, contact a professional financial adviser.

© Newport Private Wealth Pty Ltd (t/a Newport Asset Management) newportam.com
ABN 16166931960 AFSL 451820

NAM Multi-Asset Growth Portfolio (GBP)

a Momentum Wealth International platform MPS

October 2025

PLATFORM ACCESS
Momentum Wealth International

Investment Adviser
Newport Asset Management

Investment Category
Multi-Asset Growth

Investment Objective
The objective of the portfolio is to provide an investment return predominantly in the form of capital growth. It is suitable for investors who seek a high return on investment and can tolerate a higher level of drawdown risk & volatility

Risk Profile
HIGH - the estimated frequency of an annual negative return being 3 in 10 years

Sector / Peer Group
IA Mixed Investment 40-85% Shares

Minimum suggested time frame
5 Years

Underlying Investments
Collective Investment Schemes
Exchange Traded Funds (ETFs)

Number of Holdings
11

Model Management Fee
0.50% p.a.

Notes
1. Past performance is not an indication of future performance
2. Returns and holdings will vary between investors given the nature of timing and separate account ownership on the platform
3. Model portfolio gross total returns assume re-investment of all dividends and coupon income, nil entry & exit and do not take taxes into account
4. Returns greater than 12 months are cumulative gross total returns
5. Returns are net of underlying fund fees, but do not take into account any platform fees and management fees levied by NPW or platform
*Commencement of performance data = 30/06/2014. Performance prior to inception is simulated based on the portfolio holdings and % allocations at the time of inception and assumes an annual 30 June re-balance

Investment Style/Strategy
The portfolio is built using a core/satellite approach. The core is made up of a multi-asset, multi-manager fund that has a Growth asset allocation and risk/return target. The satellite holdings will add either some further growth or defensive allocations depending on the risk profile as well as an allocation to absolute return strategies

Suitability
The portfolio is designed for investors who…
- Seek a higher rate of capital growth through a portfolio of mostly growth assets
- Seek some diversification across asset classes and specialist fund managers
- Seek capital growth with reduced drawdown risk via "liquid alternative" strategies

Current Asset Allocation

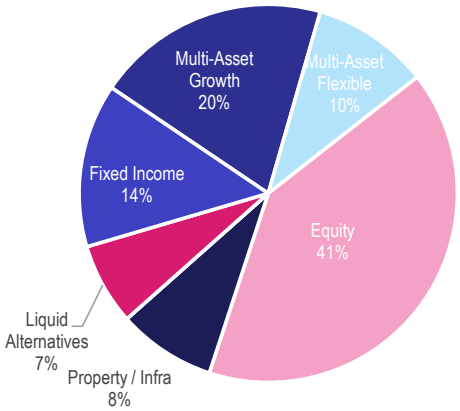

Holding Static Weights

Harmony Sterling Growth
Sanlam AI Global Managed Risk
Momentum Global Sustainable Equity Fund
Momentum Global Equity Fund
iShares MSCI World GBP Hedged UCITS ETF
Vanguard - Emerging Markets Stock Index
Dimensional Global Targeted Value
First Sentier - Global Listed Infrastructure
iShares GBP Index-Linked Gilts UCITS ETF
iShares $ Treasury Bond 20+yr (Hedged)
Bowmoor Global Alpha

Performance - Cumulative Return*

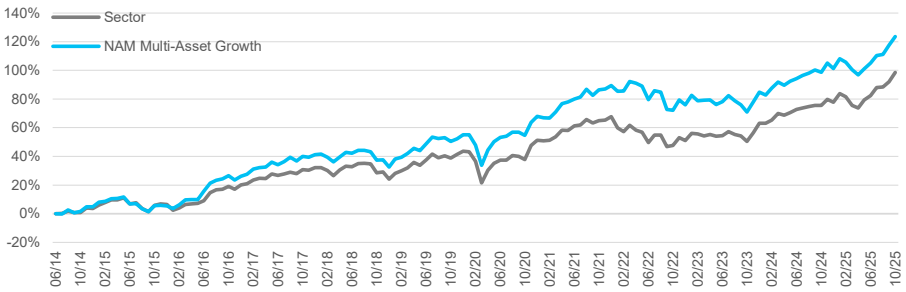

Performance - % Returns* (to last month end)

	1m	3m	6m	1yr	3yr ann.	5yr ann.
NAM Multi-Asset Growth	**2.78%**	**6.34%**	**13.52%**	**12.50%**	**29.81%**	**44.53%**
IA Mixed Investment 40-85% Shares	3.38%	5.61%	14.28%	13.11%	34.49%	44.19%

IA = FE fundinfo's UK Investment Association fund universe

DISCLAIMER
Neither Newport Private Wealth Pty Ltd ("NPW"), its affiliates nor their content providers guarantee the data and content contained herein to be accurate, complete or timely nor will they have any liability for its use or distribution. The material is not for use within any jurisdiction or by and person where such use would constitute a violation of law or regulation or would subject NPW or its affiliates to any registration or other requirements within such jurisdiction. To the extent that any of the content constitutes advice, it is general advice or 'class service' that has been prepared by NPW without reference to your objectives, financial situation or needs. Past performance does not necessarily indicate a financial product's future performance. To obtain advice tailored to your situation, contact a professional financial adviser.