

Portfolio Details**Investment Category**

Australian Short Term Fixed Interest

Investment Objective

To provide an annualised rate of return equal to, or greater than, the RBA Cash Rate Target Index with little risk of capital loss.

Risk Profile

Low - the estimated frequency of an annual negative return being less than 1 in 10 years.

Benchmark

RBA Cash Rate Target Index*

Peer Group

AMI Cash - Australian Dollar**

Minimum suggested time frame

1 Year

Underlying Investments

Managed Funds & ETFs

Number of Holdings

Min 7 / Max 15

Max. Allocation to Any One Fund

15%

Model Management

Asset allocation reviewed quarterly

Managers reviewed monthly

*An index representing the return on a hypothetical investment into the RBA's target cash rate.

**An FE fund sector comprising of 122 managed funds who invest at least 90% of their assets in short term money market instruments.

Notes

- Past performance is not an indication of future performance.
- Returns and holdings will vary between investors given the nature of timing and beneficial ownership under an MDA structure.
- Model portfolio total returns include dividends and income, but exclude franking credits.
- Returns greater than 12 months are annualised.
- Returns are net of underlying fund fees, but do not take into account any platform fees and management fees levied by NPW
- Returns do not take into account entry and exit fees and do not take into account any taxes payable by the investor.

This report provides general information only and does not take into account the investment objectives, financial circumstances or needs of any person. To the maximum extent permitted by law, Newport Private Wealth Pty Ltd, its Directors and employees accept no responsibility for any loss or damage incurred as a result of action taken or not taken on the basis of information contained in the report or any omissions or errors within it. Before making any decision you should consider the latest Product Disclosure Statement or Financial Services Guide and assess whether the product and / or service is appropriate for you. It is advisable that you obtain professional financial, legal and taxation advice before making any financial investment decision. Newport does not guarantee the repayment of capital, the payment of income, or the performance of its investments.

Investment Style/Strategy

The model holds a portfolio of managed funds. Those funds will invest in both fixed income securities and cash (including cash equivalents such as fixed income securities that are close to maturity). The portfolio is constructed to ensure a range of defensive type assets with differing maturities, timeframes, market exposures and risks. Investments may include cash, bank bills, term deposits, managed funds, corporate bonds, government and semi-government bonds together with funds and hybrid securities listed on the ASX.

Suitability

The portfolio is designed for investors who...

- Seek capital stability through a portfolio of income producing assets only
- Seek diversification across a number of specialist fund managers
- Seek to protect their capital from inflation with little risk of capital loss

Strategic Asset Allocation

Domestic Equity	0%
International Equity	0%
Domestic Property	0%
International Property	0%
Commodities	0%
Domestic Fixed Interest	0%
International Fixed Interest	0%
Absolute Return Strategies	0%
Short Term Fixed Interest	98%
Cash	2%
TOTAL	100%

Current Number of Holdings

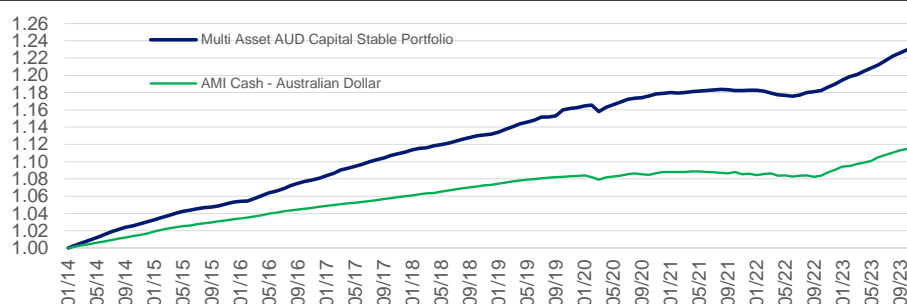
7 Managed Funds

Estimated Yield

3.80%

Current Geographical Allocation

Domestic	100%
International	0%
TOTAL	100%

Performance - Cumulative Return**Performance - Returns (to last month end)**

	1m	3m	6m	1yr	Incep.*
Multi-Asset Strategic Capital Stable	0.30%	1.02%	2.04%	3.99%	2.14%
AMI Cash - Australian Dollar	0.14%	0.64%	1.43%	2.85%	1.12%

*Inception = 01/02/2014

Portfolio Details**Investment Category**

Multi-Asset Conservative

Investment Objective

To provide returns in excess of the Cautious managed fund sector over 3 year rolling periods with an equal or lower level of annualised volatility and reduced drawdowns

Risk Profile

Low to Medium - the estimated frequency of an annual negative return being 1 in 10 years

Benchmark/Peer Group

AMI Mixed Asset - Cautious*

Minimum suggested time frame

3 Years

Underlying Investments

Managed Funds & ETFs

Number of Holdings

Min 7 / Max 15

Max. Allocation to Any One Fund

15%

Model Management

Asset allocation reviewed quarterly
Managers reviewed monthly

*An FE Analytics fund sector comprising of 94 managed funds employing multi-asset cautious strategies

Investment Style/Strategy

The model holds a portfolio of managed funds & ETFs. 50% of the portfolio (the portfolio core) is invested in diversified absolute return strategies and 50% of the portfolio (the portfolio satellites) is invested in fixed income securities through specialist ETF providers. The allocation to individual asset classes is managed on a tactical basis. Underlying fund managers are monitored regularly on both quantitative and qualitative measures

Suitability

The portfolio is designed for investors who...

- Seek exposure to mostly income producing assets with some capital growth
- Seek diversification across asset classes and specialist fund managers
- Seek some capital growth with downside protection via "all weather" strategies

Strategic Asset Allocation

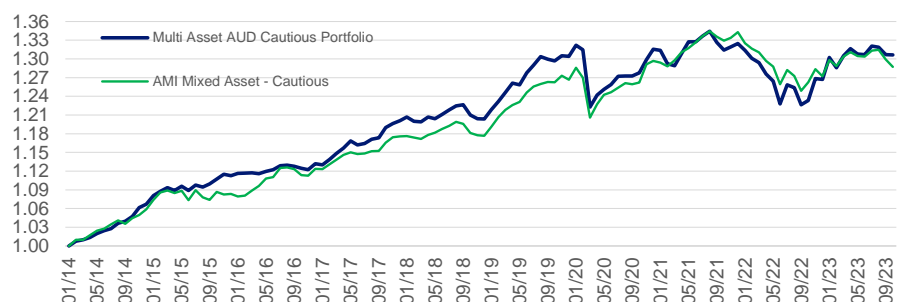
Domestic Equity	10%
International Equity	0%
Domestic Property	0%
International Property	0%
Commodities	10%
Domestic Fixed Interest	22%
International Fixed Interest	36%
Absolute Return Strategies	20%
Short Term Fixed Interest	0%
Cash	2%
TOTAL	100%

Current Number of Holdings

8 Exchange Traded Funds
4 Managed Funds

Current Geographical Allocation

Domestic	50%
International	0%
Mixed	50%
TOTAL	100%

Performance - Cumulative Return**Performance - Returns (to last month end)**

	1m	3m	6m	1yr	Incep.*
Multi-Asset Strategic Cautious	-0.03%	-1.08%	-0.77%	5.93%	2.78%
AMI Mixed Asset - Cautious	-0.92%	-2.00%	-1.83%	1.93%	2.62%

*Inception = 01/02/2014

Notes

1. Past performance is not an indication of future performance.
2. Returns and holdings will vary between investors given the nature of timing and beneficial ownership under an MDA structure.
3. Model portfolio total returns include dividends and income, but exclude franking credits.
4. Returns greater than 12 months are annualised.
5. Returns are net of underlying fund fees, but do not take into account any platform fees and management fees levied by NPW
6. Returns do not take into account entry and exit fees and do not take into account any taxes payable by the investor.

This report provides general information only and does not take into account the investment objectives, financial circumstances or needs of any person. To the maximum extent permitted by law, Newport Private Wealth Pty Ltd, its Directors and employees accept no responsibility for any loss or damage incurred as a result of action taken or not taken on the basis of information contained in the report or any omissions or errors within it. Before making any decision you should consider the latest Product Disclosure Statement or Financial Services Guide and assess whether the product and / or service is appropriate for you. It is advisable that you obtain professional financial, legal and taxation advice before making any financial investment decision. Newport does not guarantee the repayment of capital, the payment of income, or the performance of its investments.

Portfolio Details**Investment Category**

Multi-Asset Balanced

Investment Objective

To provide returns in excess of the Balanced managed fund sector over 5 year rolling periods with an equal or lower level of annualised volatility and reduced drawdowns

Risk Profile

Medium - the estimated frequency of an annual negative return being 2 in 10 years.

Benchmark/Peer Group

AMI Mixed Asset - Balanced*

Minimum suggested time frame

5 Years

Underlying Investments

Managed Funds & ETFs

Number of Holdings

Min 7 / Max 15

Max. Allocation to Any One Fund

15%

Model Management

Asset allocation reviewed quarterly
Managers reviewed monthly

*An FE fund sector comprising of 206 managed funds employing multi-asset balanced strategies.

Investment Style/Strategy

The model holds a portfolio of managed funds & ETFs. 50% of the portfolio (the portfolio core) is invested in diversified absolute return strategies and 50% of the portfolio (the portfolio satellites) is invested in a mix of growth assets (equities, property, commodities) and defensive assets (fixed income securities, cash) through specialist ETF providers. The allocation to individual asset classes is managed on a tactical basis. Underlying fund managers are monitored regularly on both quantitative and qualitative measures

Suitability

The portfolio is designed for investors who...

- Seek some capital growth through a balance of both growth & defensive assets
- Seek diversification across asset classes and specialist fund managers
- Seek some capital growth with downside protection via "all weather" strategies

Strategic Asset Allocation

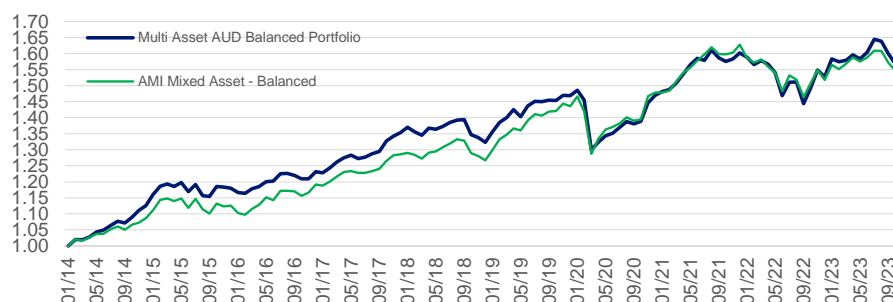
Domestic Equity	15%
International Equity	28%
Domestic Property	10%
International Property	0%
Commodities	5%
Domestic Fixed Interest	10%
International Fixed Interest	10%
Absolute Return Strategies	20%
Short Term Fixed Interest	0%
Cash	2%
TOTAL	100%

Current Number of Holdings

10 Exchange Traded Funds
4 Managed Funds

Current Geographical Allocation

Domestic	27%
International	18%
Mixed	55%
TOTAL	100%

Performance - Cumulative Return**Performance - Returns (to last month end)**

	1m	3m	6m	1yr	Incep.*
Multi-Asset Strategic Balanced	-2.08%	-4.71%	-1.78%	5.12%	4.71%
AMI Mixed Asset - Balanced	-1.64%	-3.92%	-2.61%	2.64%	4.57%

*Inception = 01/02/2014

Notes

1. Past performance is not an indication of future performance.
2. Returns and holdings will vary between investors given the nature of timing and beneficial ownership under an MDA structure.
3. Model portfolio total returns include dividends and income, but exclude franking credits.
4. Returns greater than 12 months are annualised.
5. Returns are net of underlying fund fees, but do not take into account any platform fees and management fees levied by NPW
6. Returns do not take into account entry and exit fees and do not take into account any taxes payable by the investor.

This report provides general information only and does not take into account the investment objectives, financial circumstances or needs of any person. To the maximum extent permitted by law, Newport Private Wealth Pty Ltd, its Directors and employees accept no responsibility for any loss or damage incurred as a result of action taken or not taken on the basis of information contained in the report or any omissions or errors within it. Before making any decision you should consider the latest Product Disclosure Statement or Financial Services Guide and assess whether the product and / or service is appropriate for you. It is advisable that you obtain professional financial, legal and taxation advice before making any financial investment decision. Newport does not guarantee the repayment of capital, the payment of income, or the performance of its investments.

Portfolio Details**Investment Category**

Multi-Asset Growth

Investment Objective

To provide returns in excess of the Growth managed fund sector over 5 year rolling periods with an equal or lower level of annualised volatility and reduced drawdowns

Risk Profile

Medium to High - the estimated frequency of an annual negative return being 2 in 10 years.

Benchmark/Peer Group

AMI Mixed Asset - Growth*

Minimum suggested time frame

5 Years

Underlying Investments

Managed Funds & ETFs

Number of Holdings

Min 7 / Max 15

Max. Allocation to Any One Fund

15%

Model Management

Asset allocation reviewed quarterly
Managers reviewed monthly

*An FE fund sector comprising of 170 managed funds employing multi-asset growth strategies.

Investment Style/Strategy

The model holds a portfolio of managed funds & ETFs. 50% of the portfolio (the portfolio core) is invested in diversified absolute return strategies and 50% of the portfolio (the portfolio satellites) is invested in growth assets (equities, property, commodities) through specialist ETF providers. The allocation to individual asset classes is managed on a tactical basis. Underlying fund managers are monitored regularly on both quantitative and qualitative measures

Suitability

The portfolio is designed for investors who...

- Seek capital growth through a portfolio of both growth and defensive assets
- Seek diversification across asset classes and specialist fund managers
- Seek capital growth with some downside protection via "all weather" strategies

Strategic Asset Allocation

Domestic Equity	18%
International Equity	35%
Domestic Property	10%
International Property	0%
Commodities	5%
Domestic Fixed Interest	0%
International Fixed Interest	10%
Absolute Return Strategies	20%
Short Term Fixed Interest	0%
Cash	2%
TOTAL	100%

Current Number of Holdings

8 Exchange Traded Funds
4 Managed Funds

Current Geographical Allocation

Domestic	17%
International	28%
Mixed	55%
TOTAL	100%

Performance - Cumulative Return**Performance - Returns (to last month end)**

	1m	3m	6m	1yr	Incep.*
Multi-Asset Strategic Growth	-2.29%	-5.10%	-1.26%	5.57%	5.27%
AMI Mixed Asset - Growth	-2.11%	-4.81%	-2.80%	3.35%	5.51%

*Inception = 01/02/2014

Notes

1. Past performance is not an indication of future performance.
2. Returns and holdings will vary between investors given the nature of timing and beneficial ownership under an MDA structure.
3. Model portfolio total returns include dividends and income, but exclude franking credits.
4. Returns greater than 12 months are annualised.
5. Returns are net of underlying fund fees, but do not take into account any platform fees and management fees levied by NPW
6. Returns do not take into account entry and exit fees and do not take into account any taxes payable by the investor.

This report provides general information only and does not take into account the investment objectives, financial circumstances or needs of any person. To the maximum extent permitted by law, Newport Private Wealth Pty Ltd, its Directors and employees accept no responsibility for any loss or damage incurred as a result of action taken or not taken on the basis of information contained in the report or any omissions or errors within it. Before making any decision you should consider the latest Product Disclosure Statement or Financial Services Guide and assess whether the product and / or service is appropriate for you. It is advisable that you obtain professional financial, legal and taxation advice before making any financial investment decision. Newport does not guarantee the repayment of capital, the payment of income, or the performance of its investments.

Portfolio Details**Investment Category**

Multi-Manager Absolute Return/Hedge

Investment Objective

To outperform the HFRI Fund of Funds Composite Index over 5 year rolling periods with an equal or lower level of annualised volatility.

Risk Profile

Medium - the estimated frequency of an annual negative return being 2 in 10 years.

Benchmark

HFRI Fund of Funds Composite Index*

Peer Group

AMI Alternative**

Minimum suggested time frame

5 Years

Underlying Investments

Managed Funds

Number of Holdings

Min 8 / Max 15

Max. Allocation to Any One Fund

15%

Model Management

Asset allocation reviewed quarterly

Managers reviewed monthly

*An index of hedge funds that invest with multiple managers and/or strategies through funds or managed accounts with the objective of significantly lowering the risk of investing with an individual manager.

**An FE fund sector comprising of 55 managed funds employing alternative/hedge strategies.

Notes

1. Past performance is not an indication of future performance.
2. Returns and holdings will vary between investors given the nature of timing and beneficial ownership under an MDA structure.
3. Model portfolio total returns include dividends and income, but exclude franking credits.
4. Returns greater than 12 months are annualised.
5. Returns are net of underlying fund fees, but do not take into account any platform fees and management fees levied by NPW
6. Returns do not take into account entry and exit fees and do not take into account any taxes payable by the investor.

This report provides general information only and does not take into account the investment objectives, financial circumstances or needs of any person. To the maximum extent permitted by law, Newport Private Wealth Pty Ltd, its Directors and employees accept no responsibility for any loss or damage incurred as a result of action taken or not taken on the basis of information contained in the report or any omissions or errors within it. Before making any decision you should consider the latest Product Disclosure Statement or Financial Services Guide and assess whether the product and / or service is appropriate for you. It is advisable that you obtain professional financial, legal and taxation advice before making any financial investment decision. Newport does not guarantee the repayment of capital, the payment of income, or the performance of its investments.

Investment Style/Strategy

The model holds a portfolio of absolute return (hedge) funds. The portfolio will aim to provide capital growth without the level of volatility and drawdowns associated with growth type assets (i.e. equities). The portfolio is diversified across multiple hedge fund managers (styles, asset classes and regions) all of whom aim to deliver positive absolute returns regardless of economic and financial market conditions. Underlying fund managers are monitored regularly on both quantitative and qualitative measures.

Suitability

The portfolio is designed for investors who...

- Seek capital growth through a diversified portfolio of absolute return managers
- Seek positive returns in all market conditions with low correlation to asset markets

Strategic Asset Allocation

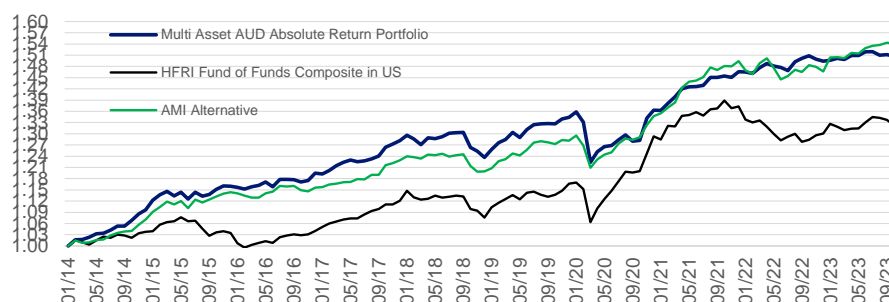
Domestic Equity	0%
International Equity	0%
Domestic Property	0%
International Property	0%
Commodities	0%
Domestic Fixed Interest	0%
International Fixed Interest	0%
Absolute Return Strategies	98%
Short Term Fixed Interest	0%
Cash	2%
TOTAL	100%

Current Number of Holdings

8 Managed Funds

Current Geographical Allocation

Domestic	2%
International	0%
Mixed	98%
TOTAL	100%

Performance - Cumulative Return**Performance - Returns (to last month end)**

	1m	3m	6m	1yr	Incep.*
Multi-Asset Strategic Absolute Return	-0.26%	-0.77%	-0.11%	-0.03%	4.30%
HFRI Fund of Funds Composite	n/a	-1.61%	0.72%	3.07%	2.91%
AMI Alternative	-0.12%	0.43%	1.69%	3.94%	4.53%

*Inception = 01/02/2014