

NAM Multi-Asset Capital Stable Portfolio (GBP)

a Novia Global platform MPS



October 2024

Platform Access

Novia Global

Investment Category

Cash / Short Term Money Market

Investment Objective

The objective of the portfolio is to provide a cash-enhanced type of return with little risk of drawdown or capital loss. It is suitable for investors that need to generate a modest level of return while holding cash

Risk Profile

Low - the estimated frequency of an annual negative return being 1 in 10 years.

Sector / Peer Group

IA Short Term Money Market

Minimum suggested time frame

1 Year

Underlying Investments

Managed Funds

Number of Holdings

Min 4 / Max 12

Max. Allocation to Any One Fund

25%

Portfolio Management Fee

0% p.a.

Investment Style/Strategy

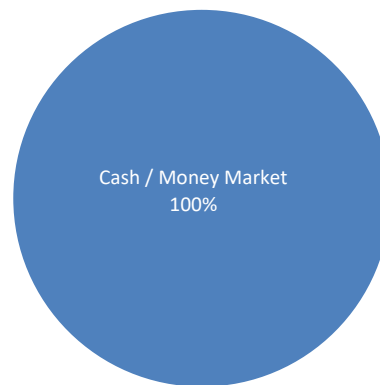
The portfolio invests (via multiple managers) in high-quality money market securities and bonds issued by government, government-related and corporate entities predominantly in the UK. The combination of short-term debt securities and money-market securities offers the potential for higher yields than those associated with just cash. The securities held in the underlying funds are predominantly rated the equivalent of at least A- (long-term) by Standard & Poor's or equivalent ratings agency

Suitability

The portfolio is designed for investors who...

- Seek capital stability through a portfolio of income producing assets only
- Seek diversification across a number of specialist fund managers
- Seek to protect their capital from inflation with little risk of capital loss

Strategic Asset Allocation



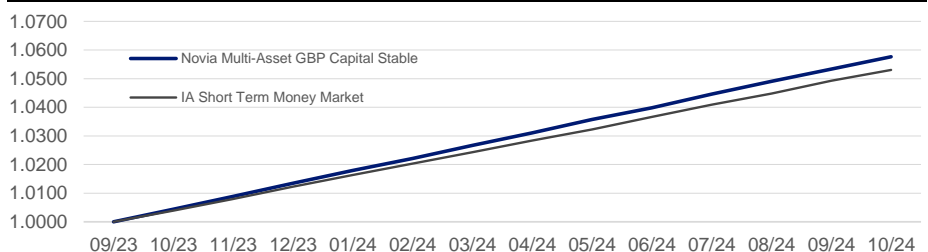
Static Holding Weights

HSBC Sterling Liquidity	25%
Fidelity The Sterling	25%
JPMorgan Fleming GBP Liquidity Fund	25%
Schroder SSSF - Sterling Liquidity Plus	25%
TOTAL	100%

Estimated Yield

5.30%

Performance - Cumulative Return



Performance - Returns (to last month end)

	1m	3m	6m	1yr	3yr
Novia Multi-Asset GBP Capital Stable	0.41%	1.25%	2.58%	-	-
IA Short Term Money Market	-0.61%	0.84%	3.54%	11.11%	-1.09%

*Cumulative Total Return since 30/09/2023

IA = UK Investment Association

Notes

1. Past performance is not an indication of future performance.
2. Actual returns and holdings will vary between investors given the timing and beneficial ownership nature of separately managed accounts.
3. Portfolio gross total returns assume re-investment of all dividends and coupon income, nil entry & exit and do not take taxes into account
4. Returns are net of underlying fund fees and management fees levied by NPW, but do not take into account any platform fees
5. Returns do not take into account entry and exit fees and do not take into account any taxes payable by the investor.

This report provides general information only and does not take into account the investment objectives, financial circumstances or needs of any person. To the maximum extent permitted by law, Newport Private Wealth Pty Ltd, its Directors and employees accept no responsibility for any loss or damage incurred as a result of action taken or not taken on the basis of information contained in the report or any omissions or errors within it. Before making any decision you should consider the latest Product Disclosure Statement or Financial Services Guide and assess whether the product and / or service is appropriate for you. It is advisable that you obtain professional financial, legal and taxation advice before making any financial investment decision. Newport does not guarantee the repayment of capital, the payment of income, or the performance of its investments.

NAM Multi-Asset Cautious Portfolio (GBP)

a Novia Global platform MPS



October 2024

Platform Access

Novia Global

Investment Category

Multi-Asset Cautious

Investment Objective

The objective of the portfolio is to provide a modest level of investment return in the form of capital growth and income with a modest risk of drawdown and low price volatility

Risk Profile

Low to Medium - the estimated frequency of an annual negative return being 1 in 10 years

Benchmark/Peer Group

IA Mixed Investment 0-35% Shares

Minimum suggested time frame

5 Years

Underlying Investments

Managed Funds & ETFs

Number of Holdings

Min 7 / Max 12

Max. Allocation to Any...

Multi-Manager : 30%

Single Manager : 15%

Portfolio Management Fee

0.50% p.a.

Investment Style/Strategy

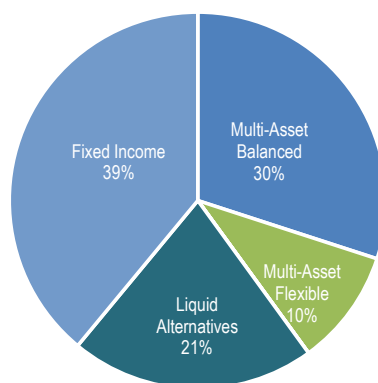
The portfolio is built using a core/satellite approach. The core is made up of a multi-asset, multi-manager fund that has a balanced (capital growth & income/yield) risk & return target. The satellite holdings will add either some further growth or defensive allocations depending on the risk profile as well as an allocation to absolute return strategies

Suitability

The portfolio is designed for investors who...

- Seek some capital growth through a balance of both growth & defensive assets
- Seek diversification across asset classes and specialist fund managers
- Seek capital growth with reduced drawdown risk via "liquid alternative" strategies

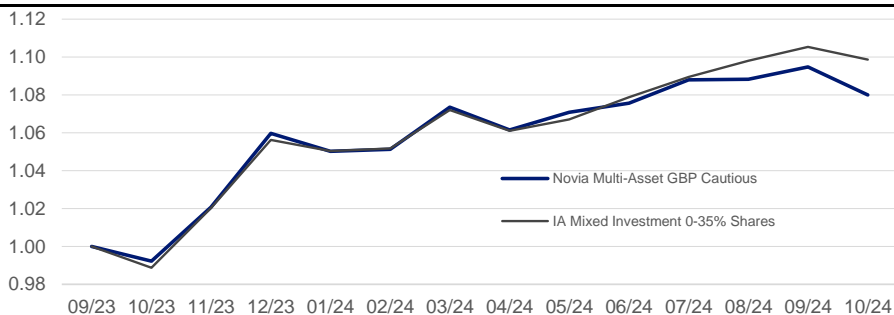
Strategic Asset Allocation



Static Holding Weights

Static Holding	Weight
Sanlam Universal AI Global Managed Risk	10.00%
Harmony Sterling Balanced	30.00%
iShares Core UK Gilts UCITS ETF	12.00%
iShares Core GBP Corporate Bond UCITS	9.00%
Invesco Sterling Bond	9.00%
Schroder Sterling Corporate Bond Fund	9.00%
Fulcrum - Diversified Absolute Return	9.00%
Man - AHL Trend Alternative	6.00%
Jupiter Merian Global Equity Absolute Return	6.00%
Total	100.0%

Performance - Cumulative Return



Performance - Returns (to last month end)

	1m	3m	6m	1yr	3yr
Novia Multi-Asset GBP Cautious	-1.35%	-0.73%	1.75%	-	-
IA Mixed Investment 0-35% Shares	-0.61%	0.84%	3.54%	11.11%	-1.09%

*Cumulative Total Return since 30/09/2023

IA = UK Investment Association

Notes

1. Past performance is not an indication of future performance.
2. Actual returns and holdings will vary between investors given the timing and beneficial ownership nature of separately managed accounts.
3. Portfolio gross total returns assume re-investment of all dividends and coupon income, nil entry & exit and do not take taxes into account
4. Returns are net of underlying fund fees and management fees levied by NPW, but do not take into account any platform fees
5. Returns do not take into account entry and exit fees and do not take into account any taxes payable by the investor.

This report provides general information only and does not take into account the investment objectives, financial circumstances or needs of any person. To the maximum extent permitted by law, Newport Private Wealth Pty Ltd, its Directors and employees accept no responsibility for any loss or damage incurred as a result of action taken or not taken on the basis of information contained in the report or any omissions or errors within it. Before making any decision you should consider the latest Product Disclosure Statement or Financial Services Guide and assess whether the product and / or service is appropriate for you. It is advisable that you obtain professional financial, legal and taxation advice before making any financial investment decision. Newport does not guarantee the repayment of capital, the payment of income, or the performance of its investments.

NAM Multi-Asset Balanced Portfolio (GBP)

a Novia Global platform MPS



October 2024

Platform Access

Novia Global

Investment Category

Multi-Asset Balanced

Investment Objective

The objective of the portfolio is to provide an investment return, predominantly in the form of capital growth (& some income), with a slightly higher risk of drawdown and some price volatility

Risk Profile

Medium - the estimated frequency of an annual negative return being 2 in 10 years.

Benchmark/Peer Group

IA Mixed Investment 20-60% Shares

Minimum suggested time frame

5 Years

Underlying Investments

Managed Funds & ETFs

Number of Holdings

Min 7 / Max 12

Max. Allocation to Any One...

Multi-Manager : 30%

Single Manager : 15%

Portfolio Management Fee

0.50% p.a.

Investment Style/Strategy

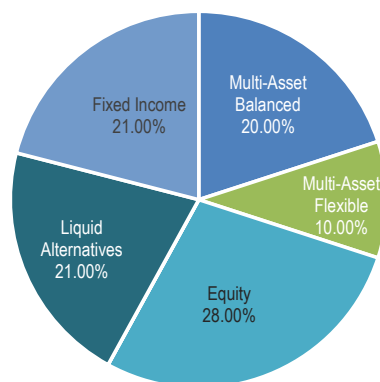
The portfolio is built using a core/satellite approach. The core is made up of a multi-asset, multi-manager fund that has a Balanced growth & defensive asset allocation and risk/return target. The satellite holdings will add either some further growth or defensive allocations depending on the risk profile as well as an allocation to absolute return strategies

Suitability

The portfolio is designed for investors who...

- Seek some capital growth through a balance of both growth & defensive assets
- Seek diversification across asset classes and specialist fund managers
- Seek capital growth with reduced drawdown risk via "liquid alternative" strategies

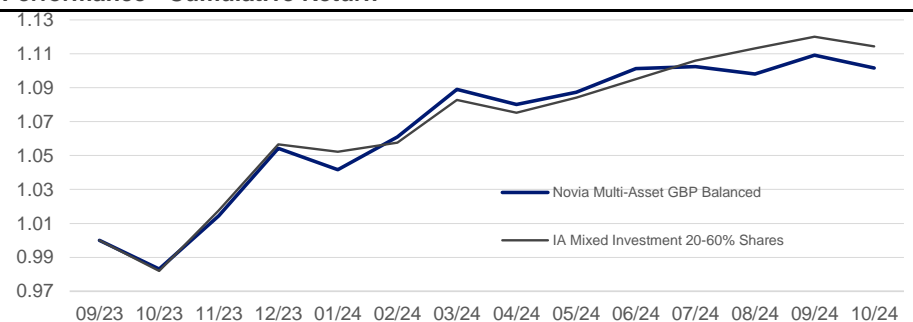
Strategic Asset Allocation



Static Holding Weights

Sanlam Universal AI Global Managed Risk	10.00%
Harmony Sterling Balanced	20.00%
Lazard Global Sustainable Eqty	7.00%
Jupiter Merian Global Equity	7.00%
Vanguard - Emerging Markets Stock Index	7.00%
Baillie Gifford Pacific	7.00%
iShares GBP Index-Linked Gilts UCITS ETF	10.50%
Invesco Sterling Bond	10.50%
Fulcrum - Diversified Absolute Return	7.00%
Man - AHL Trend Alternative	7.00%
Jupiter Merian Global Equity Absolute Return	7.00%
Total	100.00%

Performance - Cumulative Return



Performance - Returns (to last month end)

	1m	3m	6m	1yr	3yr
Novia Multi-Asset GBP Balanced	-0.68%	-0.08%	1.99%	-	-
IA Mixed Investment 20-60% Shares	-0.51%	0.76%	3.65%	13.49%	3.27%

*Cumulative Total Return since 30/09/2023

IA = UK Investment Association

Notes

1. Past performance is not an indication of future performance.
2. Actual returns and holdings will vary between investors given the timing and beneficial ownership nature of separately managed accounts.
3. Portfolio gross total returns assume re-investment of all dividends and coupon income, nil entry & exit and do not take taxes into account
4. Returns are net of underlying fund fees and management fees levied by NPW, but do not take into account any platform fees
5. Returns do not take into account entry and exit fees and do not take into account any taxes payable by the investor.

This report provides general information only and does not take into account the investment objectives, financial circumstances or needs of any person. To the maximum extent permitted by law, Newport Private Wealth Pty Ltd, its Directors and employees accept no responsibility for any loss or damage incurred as a result of action taken or not taken on the basis of information contained in the report or any omissions or errors within it. Before making any decision you should consider the latest Product Disclosure Statement or Financial Services Guide and assess whether the product and / or service is appropriate for you. It is advisable that you obtain professional financial, legal and taxation advice before making any financial investment decision. Newport does not guarantee the repayment of capital, the payment of income, or the performance of its investments.

NAM Multi-Asset Growth Portfolio (GBP)

a Novia Global platform MPS



October 2024

Platform Access

Novia Global

Investment Category

Multi-Asset Growth

Investment Objective

The objective of the portfolio is to provide an investment return predominantly in the form of capital growth. It is suitable for investors who seek a high return on investment and can tolerate a higher level of drawdown risk & volatility

Risk Profile

HIGH - the estimated frequency of an annual negative return being 3 in 10 years

Benchmark/Peer Group

IA Mixed Investment 40-85% Shares

Minimum suggested time frame

5 Years

Underlying Investments

Managed Funds & ETFs

Number of Holdings

Min 7 / Max 12

Max. Allocation to Any One...

Multi-Manager : 30%

Single Manager : 15%

Portfolio Management Fee

0.50% p.a.

Investment Style/Strategy

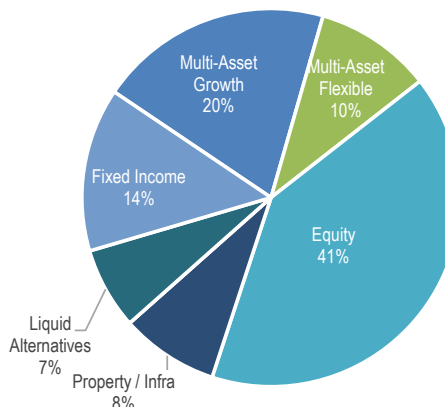
The portfolio is built using a core/satellite approach. The core is made up of a multi-asset, multi-manager fund that has a Growth asset allocation and risk/return target. The satellite holdings will add either some further growth or defensive allocations depending on the risk profile as well as an allocation to absolute return strategies

Suitability

The portfolio is designed for investors who...

- Seek a higher rate of capital growth through a portfolio of mostly growth assets
- Seek some diversification across asset classes and specialist fund managers
- Seek capital growth with reduced drawdown risk via "liquid alternative" strategies

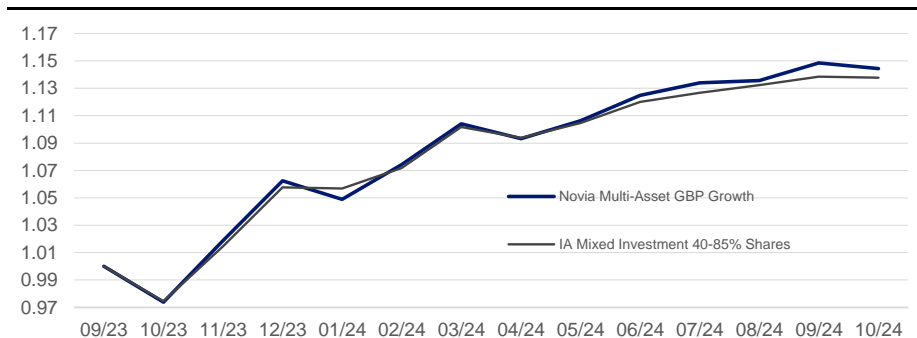
Strategic Asset Allocation



Static Holding Weights

Sanlam Universal AI Global Managed Risk	10.00%
Harmony Sterling Growth	20.00%
Lazard Global Sustainable Eqty	7.00%
Jupiter Merian Global Equity	7.00%
iShares MSCI World GBP Hedged UCITS ETF	8.40%
Vanguard - Emerging Markets Stock Index	9.10%
Baillie Gifford Pacific	9.10%
First Sentier - Global Listed Infrastructure	8.40%
iShares GBP Index-Linked Gilts UCITS ETF	7.00%
Invesco Sterling Bond	7.00%
Fulcrum - Diversified Absolute Return	7.00%
	100.0%

Performance - Cumulative Return



Performance - Returns (to last month end)

	1m	3m	6m	1yr	3yr
Novia Multi-Asset GBP Growth	-0.37%	0.91%	4.67%	-	-
IA Mixed Investment 40-85% Shares	-0.07%	0.97%	4.00%	16.74%	6.45%

*Cumulative Total Return since 30/09/2023

IA = UK Investment Association

Notes

1. Past performance is not an indication of future performance.
2. Actual returns and holdings will vary between investors given the timing and beneficial ownership nature of separately managed accounts.
3. Portfolio gross total returns assume re-investment of all dividends and coupon income, nil entry & exit and do not take taxes into account
4. Returns are net of underlying fund fees and management fees levied by NPW, but do not take into account any platform fees
5. Returns do not take into account entry and exit fees and do not take into account any taxes payable by the investor.

This report provides general information only and does not take into account the investment objectives, financial circumstances or needs of any person. To the maximum extent permitted by law, Newport Private Wealth Pty Ltd, its Directors and employees accept no responsibility for any loss or damage incurred as a result of action taken or not taken on the basis of information contained in the report or any omissions or errors within it. Before making any decision you should consider the latest Product Disclosure Statement or Financial Services Guide and assess whether the product and / or service is appropriate for you. It is advisable that you obtain professional financial, legal and taxation advice before making any financial investment decision. Newport does not guarantee the repayment of capital, the payment of income, or the performance of its investments.

Equities	Curr	Oct-24	3m	6m	1yr	3yr Ann.	5yr Ann.
MSCI World	Local	-0.90%	+2.54%	+10.68%	+33.32%	+8.13%	+13.12%
S&P 500	USD	-0.91%	+3.66%	+14.08%	+38.02%	+9.08%	+15.27%
FTSE All Share	GBP	-1.64%	-2.47%	+1.81%	+16.30%	+6.18%	+5.69%
MSCI Europe ex UK	Local	-3.23%	-2.24%	+0.41%	+19.70%	+4.67%	+8.08%
Nikkei 225	JPY	+3.07%	+0.53%	+2.47%	+28.47%	+12.40%	#VALUE!
S&P ASX 200	AUD	-1.31%	+2.10%	+8.44%	+24.89%	+8.01%	+8.17%
Hong Kong Hang Seng	HKD	-3.84%	+18.20%	+18.66%	+24.28%	-3.52%	-2.14%
MSCI Emerging Markets	Local	-2.75%	+3.14%	+8.88%	+26.52%	+2.02%	+6.59%
MSCI EM Europe	Local	-5.54%	-9.24%	-5.89%	+19.12%	-14.95%	-3.92%
MSCI EM Asia	Local	-3.05%	+3.91%	+10.57%	+29.06%	+2.11%	+7.28%
Property (equities)							
EPRA/NAREIT United Kingdom	GBP	-7.67%	-5.43%	+0.93%	+18.20%	-8.24%	-3.50%
Fixed Income							
ICE BofA UK Gilts	GBP	-2.49%	-1.92%	+1.86%	+5.45%	-8.37%	-5.07%
ICE BofA Sterling Corporate	GBP	-1.50%	-0.91%	+2.87%	+9.76%	-3.88%	-1.26%
Sterling Gilt Yields							
		Date	Last	1m change	1yr change		
Yield - UK Government 2 Year	GBP	12/11/2024	4.4200%	0.2400%	-0.2320%		
Yield - UK Government 10 Year	GBP	12/11/2024	4.4300%	0.1850%	0.1080%		
Yield - UK Government 30 Year	GBP	12/11/2024	4.9300%	0.1510%	0.1940%		
Commodities							
S&P GSCI Agricultural (TR)	USD	-3.64%	+5.27%	-4.72%	-7.12%	0.00%	+7.91%
S&P GSCI Energy (TR)	USD	+1.46%	-7.30%	-10.21%	-7.40%	+8.57%	+5.96%
S&P GSCI Industrial Metals (TR)	USD	-2.62%	+6.83%	-4.09%	+12.97%	-0.56%	+7.32%
S&P GSCI Precious Metals(TR)	USD	+3.86%	+12.61%	+19.34%	+37.40%	+14.41%	+11.43%

DISCLAIMER

Neither Newport Private Wealth Pty Ltd ("NPW"), its affiliates nor their content providers guarantee the data and content contained herein to be accurate, complete or timely nor will they have any liability for its use or distribution. The material is not for use within any jurisdiction or by and person where such use would constitute a violation of law or regulation or would subject NPW or its affiliates to any registration or other requirements within such jurisdiction. To the extent that any of the content constitutes advice, it is general advice or 'class service' that has been prepared by NPW without reference to your objectives, financial situation or needs. Past performance does not necessarily indicate a financial product's future performance. To obtain advice tailored to your situation, contact a professional financial adviser.